

Akhand

JYOT

Making Tomorrow Brighter

Conventional Lighting Solutions

LIGHTING THE WAY
YOU WANT...

2019



Contents

1. LED Bulbs	06	14. LED Street Lights	34
2. LED Tube Lights	07	15. Canopy Lights	37
3. LED T-Bulbs	08	16. Wall & Garden Lights	38
4. Emergency LED Lights	09	17. Bollard Lights	43
5. Motion Sensor Lights	10	18. Smart Lights	44
6. LED Panel Lights	11	19. LED Facade Lights	51
7. LED Down Lights	16	20. LED Strip Lights	53
8. LED Track Lights	23	21. LED Profile Lights	57
9. Commercial Lights	24	22. Digital Floor Lights	58
10. Indoor Linear Lights	26	23. Wireless Switches	62
11. Outdoor Linear Lights	27	24. Solar Power Products	66
12. LED Flood Lights	28	25. DC Refrigerators	70
13. LED HighBays	31	26. Electrical Distribution Boxes	71



ABOUT US



www.akhandjyot.com

In India, we are part of the "Akhandjyot Group of Companies" that has business interests spanning into;

(1) Precious Metals Trading, Jewellery Trading

Establishment : Akhandjyot Jewels LLP.

(2) Assembling of Conventional and Non-Conventional (Intelligent) Lighting and Energy Conservation Products alongside the Intelligent Lighting Product's with the option of Renewable and Rechargeable Energy as a primary supply source.

We also deal in to Driver manufacturing.

Establishment : Akhandjyot Energy & Power Products (Pvt) Ltd.

(3) Supplying DECORATIVE LIGHTING PRODUCTS along with other Consumer Products namely FAN LIGHTS, DISTRIBUTION BOXES, SMART SWITCHES and DC REFRIGERATORS.

Project Consultancy/ Providing Turn Key Solutions including INSTALLATIONS and undertaking MAINTENANCE CONTRACTS related to Power generation and Energy conservation along with supplying of FINISHED PRODUCT'S in the entire Conventional, Non - Conventional and Intelligent Lighting Products segment.

Establishment : Akhandjyot 'Eclat (Pvt) Ltd

OUR UPCOMING PROJECTS (In INDIA):

- (1) Setting up of Jewellery Manufacturing Unit in the city of Ahmedabad, India.
- (2) Setting up of a "STATE OF THE ART" manufacturing unit for production of Bulbs, Tube Lights and Strip Lights in the city of Ahmedabad, India.

Our Global business is currently being managed from our UAE FREEZONE ESTABLISHMENT called “Eclat Energy & Infrastructure Solutions FZCO”. By the end of the current calendar year 2019, we shall be having presence in almost 20 countries of Middle East Region and African subcontinent. We have active bases in Dubai (UAE) and Lusaka (Zambia).

OUR UPCOMING PROJECTS (For OVERSEAS MARKET) :

- (1) Setting up of Assembling Unit in the city of Nairobi, Kenya.
- (2) Setting up of active bases in Kuwait and Lubumbashi (DRC).

OUR VALUES :

- (1) We firmly adhere to the highest ethical and moral standards and insist that all our associates maintain the same standards of Integrity and Dependability.
- (2) We believe in disciplined and self-motivated people. To us Competence, Dependence and Ownership driven hard work are the 3 pillars on which we want our team to be built on.
- (3) We employ methodology of functioning that transpires in to optimum quality and efficiency.
- (4) We value long term partnerships and seek mutually rewarding relationships.
- (5) Our distinctive culture continues to attract exceptional people to our organisation and we are firm on touching the precipice of professionalism in our tasks.

OUR VISION :

- (1) Our aim is to expand nationwide (Within India) as well as Globally with a comprehensive products and services portfolio of LED & Renewable Energy enabled Lighting and Consumer products solutions.
- (2) Embracing the changing dynamics of the industry and globally contributing towards energy efficient and eco-friendly solutions.
- (3) Integrity, Trust & Cordial relationship with our customers and partners are the most important pillars of the structure we are building. We will strive and fully commit ourselves to endure them.
- (4) Maintaining a congenial work atmosphere and creating a competitive work culture.

Our Factory



LED Bulbs



AJ-211-L-BL-0720
3W / 5W
270lm / 470lm
50x88.5 mm
AJ-211-L-BL-0720
7W
630lm
60x107mm
AJ-211-L-BL-0720
9W / 12W
810lm / 1000lm
60x110mm
AJ-211-L-BL-0720
15W
1170lm / 1350lm
65x129mm
AJ-211-L-BL-0720
18W
1650lm
80x156mm

9w
810lm



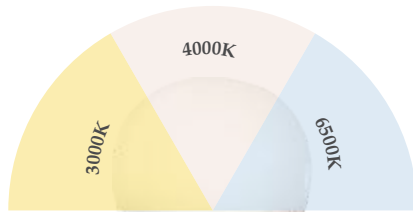
LED
9w



Incandescent
60w

To replace

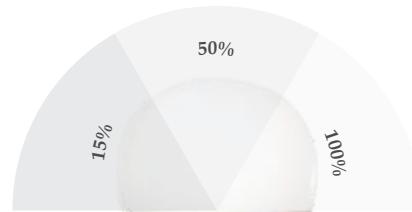
3000K / 4000K / 6500K
100-270V
20000Hrs
B22



3-Color Switching
Warm White
Neutral White
Cool White



AJ-211-L-BL-0702
12W
1080lm
100-240V
15,000Hrs
E27 / B22
60x113mm



3-Steps Dimming
Brightest
Brighter
Bright



AJ-211-L-BL-0701
9W
740lm
3000K / 4000K / 6500K
100-240V
15,000Hrs
E27 / B22
60x113mm



AJ-211-L-RF-0280
0.5W / 1W
400lm / 470lm
45x68mm
110-230V
Green/Yellow/White/ Blue/Red
360°
10,000Hrs
E27 / B22



LED Tube Lights



Model no.	AJ-167-PBG01
Power	5W / 9W / 18W / 20W
Input Voltage	AC 150-300V
PF	0.9
Driver	2-2.5KV Surge/ Non- isolated
Luminous/Watt	100lm/w
Material	PC
Dimensions(cm)	30 / 60 / 105 / 115



Model no.	AJ-167-T5P04-05W AJ-167-T5P01
Power	10W / 18W / 20W
Input Voltage	
PF	0.9
Driver	2-2.5KV Surge/ Non- isolated
Luminous/Watt	95lm/w
Material	PC
Dimensions(cm)	30 / 60 / 104 / 114



Model no.	AJ-167-T8G01
Power	10W / 18W / 30W / 36W
Input Voltage	AC 150-300V
PF	0.9
Driver	2-2.5KV Surge/ Non- isolated
Luminous/Watt	95lm/w
Material	Al+PC
Dimensions(cm)	30 / 60 / 90 / 120



Model no.	AJ-167-PBG04
Power	10W / 18W / 36W
Input Voltage	AC 150-300V
PF	0.9
Driver	2-2.5KV Surge/ Non- isolated
Luminous/Watt	95lm/w
Material	Al+PC
Dimensions(cm)	30 / 60 / 115



Model no.	AJ-167-T8F03
Power	18W / 36W
Input Voltage	AC 150-300V
PF	0.9
Driver	2-2.5KV Surge/ Non- isolated
Luminous/Watt	95lm/w
Material	Iron + PC
Dimensions(cm)	60 / 120



Model no.	AJ-167-EMG02
Power	9W
Input Voltage	AC 150-300V
Driver	2-2.5KV Surge/ Non- isolated
Luminous/Watt	95lm/w
Material	Al + PC
Dimensions(cm)	32cm



LED T-Bulb


- Ra 80 / 75
- PF 0.95 / 0.85 / 0.6
- 3000K / 4000K / 6500K



Wider & Brighter



All-Round Rotation



180° Adjustable

Model no.	AJ-167-T8F03
Power	12W
Input Voltage	AC90-265V
CCT	3000K-6500K
Dimensions (mm)	200x30x90

100+ Lm/W	2.5 KV Protection	BIS EMI / EMC BEE
Wider & Brighter	BETTER focus	Plug & Play



Emergency LED Lights

P.F > 0.9

Surge >2.5kV

4Hrs Battery

AC 100-305V

POWER OUT, LIGHT ON!



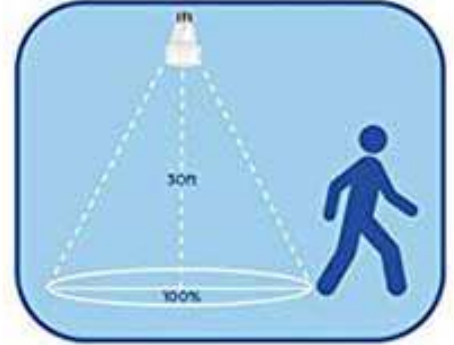
Model no.	AJ-122-EMG001
Power	10W / 12W
Input Voltage	AC170-265V
CCT	3000K-6500K
Dimensions (mm)	32cm / 45cm / 55cm



Model no.	AJ-122-EMG01
Power	7W / 9W
P.F.	>0.9
Surge	>2.5KV
Input Voltage	AC 100-305V



Motion Sensor LED Lights

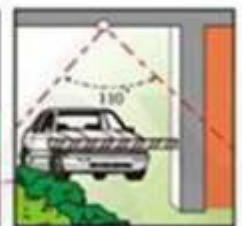
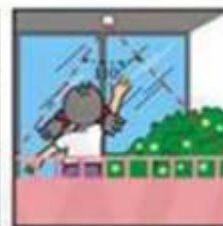
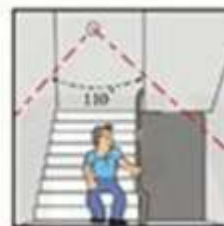
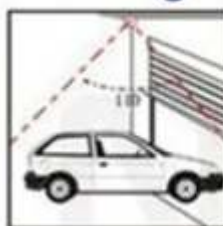


Model no.	AJ-122-EMG001
Power	10W / 12W
Input Voltage	AC170-265V
CCT	3000K-6500K
Dimensions (mm)	32cm / 45cm / 55cm

Model no.	AJ-122-EMG01
Power	7W / 9W
P.F.	>0.9
Surge	>2.5KV
Input Voltage	AC 100-305V

Applications

- Under Ground Parking
- Tunnel Lighting
- Warehouse Lighting
- Corridor Lighting



New

Rimless, Adjustable Panel lights

Vega Series

Recessed Light

Rimless

- Ra 80 /75
- PF 0.95 / 0.85 / 0.6
- 3000K / 4000K / 6500K



Model No.	Power	CCT	Voltage	Cut out
AJ-155-ADL-06R	06W	3000K-6500K	AC 90-265V	70-85mm
AJ-155-ADL-06S	06W	3000K-6500K	AC 90-265V	70-85mm
AJ-155-ADL-12R	12W	3000K-6500K	AC 90-265V	95-130mm
AJ-155-ADL-12S	12W	3000K-6500K	AC 90-265V	95-130mm
AJ-155-ADL-18R	18W	3000K-6500K	AC 90-265V	95-185mm
AJ-155-ADL-18S	18W	3000K-6500K	AC 90-265V	95-185mm

Adjustable Cut-Out

Light
Leakage
free

100+
Lm/W

2.5 KV
Protection

Flicker
free

Adjustable
Mounting

LVD
+
EMC

*Easy to Convert to Surface Mounting





Vega Series

Recessed Light

Backlit

- Ra 80 /75
- PF 0.9
- 3000K / 4000K / 6500K

Model No.	Power	Dimensions	Cutout Dimensions	Voltage
AJ-155-DLC-03R	3W	82 x 36 mm	70 mm	150 - 300V AC
AJ-155-DLC-03S	3W	82 x 36 mm	70 mm	150 - 300V AC
AJ-155-DLC-09R	9W	116 x 36 mm	105 mm	150 - 300V AC
AJ-155-DLC-09S	9W	116 x 36 mm	105 mm	150 - 300V AC
AJ-155-DLC-15R	15W	166 x 36 mm	155 mm	150 - 300V AC
AJ-155-DLC-15S	15W	166 x 36 mm	155 mm	150 - 300V AC
AJ-155-DLC-22R	22W	220 x 36 mm	210 mm	150 - 300V AC
AJ-155-DLC-22S	22W	220 x 36 mm	210 mm	150 - 300V AC

Light Leakage free

120+ Lm/W

2.5 KV Protection

Flicker free

Ra 80/75

LVD + EMC

*Easy to Convert to Surface Mounting



Vega Series

Recessed Light

Edge Lit

- Ra 80 /75
- PF 0.95
- 3000K / 4000K / 6500K

Model No.	Power	Outer Dimensions	Cut-Out Dimensions	Voltage
AJ-154-PTX-08R	8W	Ø120 x 36 mm	Ø 105 mm	90 - 265V AC
AJ-154-PTX-08S	8W	120 x 120 x 36 mm	105 x 105 mm	90 - 265V AC
AJ-154-PTX-12R	12W	Ø170 x 36 mm	Ø 150 mm	90 - 265V AC
AJ-154-PTX-12S	12W	170 x 170 x 36 mm	150 x 150 mm	90 - 265V AC
AJ-154-PTX-15R	15W	Ø170 x 36 mm	Ø 150 mm	90 - 265V AC
AJ-154-PTX-15S	15W	170 x 170 x 36 mm	150 x 150 mm	90 - 265V AC
AJ-154-PTX-18R	18W	Ø225 x 36 mm	Ø 205 mm	90 - 265V AC
AJ-154-PTX-18S	18W	225 x 225 x 36 mm	205 x 205 mm	90 - 265V AC
AJ-154-PTX-22R	22W	Ø300 x 36 mm	Ø 280 mm	90 - 265V AC
AJ-154-PTX-22S	22W	300 x 300 x 36 mm	280 x 280 mm	90 - 265V AC

Light Leakage free

90-95 Lm/W

2.5 KV Surge Protection

PF 0.95

Ra 80/75

LVD

* Also Available in Off-White



Ikon Series

Narrow Edge Frame

- Ra 70
- PF 0.9
- 3000K / 4000K / 6500K



Model No.	Power	Luminous Flux	CRI	Input Voltage	Cutout Dimension(mm)	Beam Angle
AJ-111-P006-07R	7W	70-80 lm	>70	90-300V AC	Φ 65 (mm)	>120°
AJ-111-P006-07S	7W	70-80 lm	>70	90-300V AC	65 x 65 (mm)	>120°
AJ-111-P006-16R	16W	70-80 lm	>70	90-300V AC	Φ 95 (mm)	>120°
AJ-111-P006-16S	16W	70-80 lm	>70	90-300V AC	95 x 95 (mm)	>120°
AJ-111-P006-22R	22W	70-80 lm	>70	90-300V AC	Φ 125 (mm)	>120°
AJ-111-P006-22S	22W	70-80 lm	>70	90-300V AC	125 x 125 (mm)	>120°
AJ-111-SP006-07R	7W	70-80 lm	>70	90-300V AC		>120°
AJ-111-SP006-07S	7W	70-80 lm	>70	90-300V AC		>120°
AJ-111-SP006-16R	16W	70-80 lm	>70	90-300V AC		>120°
AJ-111-SP006-16S	16W	70-80 lm	>70	90-300V AC		>120°
AJ-111-SP006-22R	22W	70-80 lm	>70	90-300V AC		>120°
AJ-111-SP006-22S	22W	70-80 lm	>70	90-300V AC		>120°

BIS Certified Driver	80 Lm/W	2.5 KV Surge Protection
Narrow Edge	Ra 70	LVD



Eco Series

Slim Frame

- Ra 70
- PF 0.9
- 3000K / 4000K / 6500K



Model No.	Power	Luminous Flux	CRI	Input Voltage	Outer Dimension(mm)	Beam Angle
AJ-200-SP-06R	6W	70-80 lm	>70	90-300V AC	Φ 120 (mm)	>120°
AJ-200-SP-06S	6W	70-80 lm	>70	90-300V AC	120 x 120 (mm)	>120°
AJ-200-SP-12R	12W	70-80 lm	>70	90-300V AC	Φ 170 (mm)	>120°
AJ-200-SP-12S	12W	70-80 lm	>70	90-300V AC	170 x 170 (mm)	>120°
AJ-200-SP-15R	15W	70-80 lm	>70	90-300V AC	Φ 170 (mm)	>120°
AJ-200-SP-15S	15W	70-80 lm	>70	90-300V AC	170 x 170 (mm)	>120°
AJ-200-SP-18R	18W	70-80 lm	>70	90-300V AC	Φ 225 (mm)	>120°
AJ-200-SP-18S	18W	70-80 lm	>70	90-300V AC	225 x 225 (mm)	>120°
AJ-200-SP-24R	24W	70-80 lm	>70	90-300V AC	Φ 300 (mm)	>120°
AJ-200-SP-24S	24W	70-80 lm	>70	90-300V AC	300 x 300 (mm)	>120°

Model No.	Power	Luminous Flux	CRI	Input Voltage	Cutout Dimension(mm)	Beam Angle
AJ-154-PT-03R	3W	65-70 lm	>70	90-300V AC	Φ 75 (mm)	>120°
AJ-154-PT-03S	3W	65-70 lm	>70	90-300V AC	75 x 75 (mm)	>120°
AJ-154-PT-06R	6W	65-70 lm	>70	90-300V AC	Φ 105 (mm)	>120°
AJ-154-PT-06S	6W	65-70 lm	>70	90-300V AC	105 x 105 (mm)	>120°
AJ-200-RP-09R	9W	70-80 lm	>70	90-300V AC	Φ 130 (mm)	>120°
AJ-200-RP-09S	9W	70-80 lm	>70	90-300V AC	130 x 130 (mm)	>120°
AJ-200-RP-12R	12W	70-80 lm	>70	90-300V AC	Φ 150 (mm)	>120°
AJ-200-RP-12S	12W	70-80 lm	>70	90-300V AC	150 x 150 (mm)	>120°
AJ-200-RP-15R	15W	70-80 lm	>70	90-300V AC	Φ 150 (mm)	>120°
AJ-200-RP-15S	15W	70-80 lm	>70	90-300V AC	150 x 150 (mm)	>120°
AJ-200-RP-18R	18W	70-80 lm	>70	90-300V AC	Φ 200 (mm)	>120°
AJ-200-RP-18S	18W	70-80 lm	>70	90-300V AC	200 x 200 (mm)	>120°
AJ-200-RP-24R	24W	70-80 lm	>70	90-300V AC	Φ 280 (mm)	>120°
AJ-200-RP-24S	24W	70-80 lm	>70	90-300V AC	280 x 280 (mm)	>120°

Wallet Friendly

70-80 Lm/W

2.5 KV Surge Protection

Light Leakage Free

Ra 70

LVD




Flat Panel Lights

Ikon Series

Recessed Light

- Ra 70 / 80
- PF 0.9
- 3000K / 4000K / 6500K
- Flicker Free



BIS
Certified
Driver

100-110
Lm/W

2.5 KV
Surge
Protection

PF
0.9

Ra
70

LVD

Model No.	Power	Luminous Flux	CRI	Input Voltage	Cutout Dimension(mm)	Beam Angle
AJ-154-PAL33-24W	24W	100 lm	>70	90-300V AC	295 x 295 (mm)	>120°
AJ-154-PAL36-24W	24W	100 lm	>70	90-300V AC	295 x 595 (mm)	>120°
AJ-154-PAL66-40W	40W	100 lm	>70	90-300V AC	595 x 595 (mm)	>120°
AJ-154-PAL66-48W	48W	100 lm	>70	90-300V AC	595 x 595 (mm)	>120°
AJ-154-PAL312-48W	48W	100 lm	>70	90-300V AC	295 x 1195 (mm)	>120°





LED Downlights



Vega Series



AJ-204-L00336W



AJ-204-L003-05W



AJ-204-L003-12W



AJ-204-L003-16W




AJ-204-L003-40W

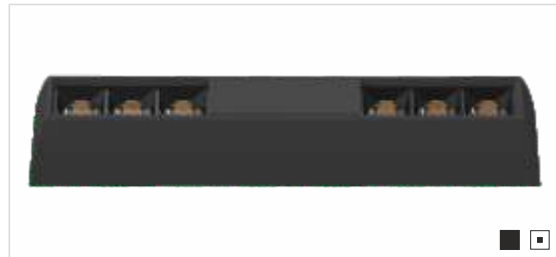
Model no.	AJ-204-L003
Power(W)	05 / 12 / 16 / 20 / 36 / 40
CRI	>80
Beam Angle	15° / 30° / 45°
Luminous Flux	60-70lm/W
Dimensions(mm)	55x55x50 / 130x55x50 / 93x93x88 205x55x50 / 130x130x125 / 395x55x50




AJ-204-L003-20W



AJ-204-C001-20W



AJ-204-C001-30W



AJ-204-C001-40W


Model no.	AJ-204-C001
Power(W)	20 / 30 / 40
CRI	>80
Beam Angle	15° / 30° / 45°
Luminous Flux	60-70lm/W
Dimensions(mm)	272x77x55 / 381x77x55 / 547x77x55




New



IP 65 Down Lights



Model no.	AJ-204-D2002
Power	10W / 20W / 30W / 40W
CRI	>80
Beam Angle	60°
Luminous Flux	800-900lm / 1600-1800lm / 2400-2700lm / 3200-3600lm
Dimensions(mm)	110x60 / 130x115 / 165x150 / 225x205



Model no.	AJ-204-D2003
Power	10W / 20W / 30W / 40W
CRI	>80
Beam Angle	60°
Luminous Flux	800-900lm / 1600-1800lm / 2400-2700lm / 3200-3600lm
Dimensions(mm)	110x110x60 / 130x130x70 / 165x165x80 / 225x225x90



bridgelux CREE

Vega Series



Model no.	AJ-204-C3010S
Power	12W
CRI	>80
Beam Angle	38°
Luminous Flux	960-1080lm
Dimensions(mm)	65x25x180



Model no.	AJ-204-S1010
Power	5W / 10W / 15W / 20W / 30W
CRI	>80
Beam Angle	60°
Luminous Flux	400-450lm / 800-900lm / 1200-1350lm / 1600-1800lm / 2400-2700lm
Dimensions(mm)	85x75x40 / 95x85x44 / 130x120x58 / 160x150x70 / 220x210x70



Model no.	AJ-204-C3009-12W G/C/R
	AJ-204-C3009-20W G/C/R
	AJ-204-C3009-30W G/C/R
Power	12W / 20W / 30W
Luminous Flux	960 - 1080lm / 1600 - 1800lm / 2400 - 2700lm
CRI	>80
Beam Angle	15° / 30° / 45°
Dimensions(mm)	73 x 100 / 94 x 116 / 115 x 125
Cutout(mm)	20



Model no.	AJ-204-C3008-12W G/C/R
	AJ-204-C3008-20W G/C/R
	AJ-204-C3008-30W G/C/R
Power	12W / 20W / 30W
Luminous Flux	960-1080lm / 1600-1800lm / 2400-2700lm
CRI	>80
Beam Angle	15° / 30° / 45°
Dimensions(mm)	73 x 73 x 95 / 95 x 95 x 110 / 115 x 115 x 125
Cutout(mm)	20 / 20 / 20



Model no.	AJ-204-D2022-05W
	AJ-204-D2022-12W
	AJ-204-D2022-30W
Power	5W / 12W / 30W
Luminous Flux	400-450lm / 960-1080lm / 2400-2700lm
CRI	>80
Beam Angle	15° / 24° / 38°
Dimensions(mm)	60 x 66 / 100 x 105 / 160 x 125
Cutout(mm)	50 / 90 / 145



Model no.	AJ-204-D2026-07W G/C/R
	AJ-204-D2026-12W G/C/R
	AJ-204-D2026-20W G/C/R
	AJ-204-D2026-30W G/C/R
Power	7W / 12W / 20W / 30W
Luminous Flux	560-630lm / 960-1080lm / 1600-1800lm / 2400-2700lm
CRI	>80
Beam Angle	15° / 30° / 45°
Dimensions(mm)	76 x 50 / 100 x 68 / 120 x 83 / 140 x 95
Cutout(mm)	65 / 85 / 105 / 125



Vega Series



Model no.	AJ-204-D2028
Voltage	100-240V
Power	12W / 24W / 36W
Luminous Flux	350lm / 490lm / 630lm
Beam Angle	42° / 53° / 50°
P.F.	>0.5
CCT	3000K / 4000K / 6500K
CRI	>80
Lifetime	25000
Dimension	115 / 169 / 217
Cutout(mm)	105 x 42 / 155 x 58 / 200 x 70



Model no.	AJ-204-C3010A-15W (BLACK BODY) / AJ-204-C3010B-15W (WHITE BODY)
Power	12W
Luminous Flux	960-1080lm / 1600-1080lm
CRI	>80
Beam Angle	15° / 24° / 38°
Dimensions(mm)	63 x 60
Cutout(mm)	20



Model No.	Power	Luminous Flux	CRI	Beam Angle	Dimensions(mm)	Cutout(mm)
AJ-204-S1030S	7W	560 - 630 lm	>80	15° / 24° / 36°	72 x 72 x 100	62
AJ-204-S1030S	2 x 7W	1120 - 1260 lm	>80	15° / 24° / 36°	132 x 72 x 100	122 x 62
AJ-204-S1030S	3 x 7W	1680 - 1890 lm	>80	15° / 24° / 36°	192 x 72 x 100	182 x 62
AJ-204-S1030S	12W	960 - 1980 lm	>80	15° / 24° / 36°	100 x 100 x 110	90
AJ-204-S1030S	2 x 12W	1920 - 2160 lm	>80	15° / 24° / 36°	185 x 100 x 110	175 x 90
AJ-204-S1030S	3 x 12W	2880 - 3240 lm	>80	15° / 24° / 36°	270 x 100 x 110	260 x 90



Eco Series




Model No.	Power	Luminous Flux	CRI	Beam Angle	Dimensions(mm)	Cutout(mm)
AJ-103-XT2001-03W	3W	140 lm	>80	15° / 30° / 45°	45 x 45 x 48	38 x 38
AJ-103-XT2002-06W	6W	280 lm	>80	15° / 30° / 45°	73 x 45 x 48	64 x 38
AJ-103-XT2005-12W	12W	700 lm	>80	15° / 30° / 45°	146 x 45 x 48	139 x 38
AJ-103-XT2010-24W	24W	1400 lm	>80	15° / 30° / 45°	280 x 45 x 48	273 x 38
AJ-103-XT2015-36W	36W	2100 lm	>80	15° / 30° / 45°	413 x 45 x 48	406 x 38
AJ-103-XT1001-12W	12W	700 lm	>80	15° / 30° / 45°	146 x 45 x 48	139 x 38
AJ-103-XT1002-24W	24W	1400 lm	>80	15° / 30° / 45°	280 x 45 x 48	273 x 38
AJ-103-XT1003-36W	36W	2100 lm	>80	15° / 30° / 45°	413 x 45 x 48	406 x 38



Model no.	AJ-103-TD7525 / AJ-103-TD753 / AJ-103-TD754 / AJ-103-TD756 / AJ-103-TD758
Power (W)	5W / 9W / 13W / 18W / 30W
Dimensions (mm)	Φ100 x H35 / Φ115 x H40 / Φ140 x H42 / Φ175 x H44 / Φ225 x H50
Cutout(mm)	Φ75mm / Φ80mm / Φ112mm / Φ142mm / Φ180mm
Color	white
Input Voltage	AC220V-240V
P.F.	0.9
CRI	>80
Lumens	190 / 400 / 600 / 810 / 1350



Model no.	AJ-103-TD7625 / AJ-103-TD763 / AJ-103-TD7635 / AJ-103-TD764 / AJ-103-TD765 / AJ-103-TD766 / AJ-103-TD768
Power (W)	7W / 9W / 12W / 16W / 20W / 22W / 26W
Dimensions (mm)	Φ98 x H45 / Φ110 x H45 / Φ120 x H45 / Φ145 x H55 / Φ170 x H55 / Φ170 x H55 / Φ230 x H60
Cutout(mm)	Φ75mm / Φ80mm / Φ112mm / Φ142mm / Φ180mm
Color	white
Input Voltage	AC175-240V
P.F.	0.9
CRI	>80
Lumens	290 / 400 / 550 / 740 / 1010 / 1320 / 1610



Model no.	AJ-103-TH7402-A / AJ-103-TH7402-B / AJ-103-TH7402-C / AJ-103-TH7402-D / AJ-103-TH7402-E / AJ-103-TH7402-F
Power (W)	6W
Dimensions (mm)	Φ85 x H61
Cutout(mm)	Φ75
Beam Angle(°)	30°
Color	white
Input Voltage	AC220V-240V
P.F.	0.9
CRI	>80
Lumens	680 lm



Eco Series



Model no.	AJ-103-GS6261 / AJ-103-GS6262 / AJ-103-GS6263
Power (W)	12W / 24W / 36W
Dimensions (mm)	120 x 120 x 120 / 231 x 120 x 120 / 330 x 120 x 120
Cutout(mm)	92 / 195x92 / 295x92
Beam Angle(°)	24°
Color	white
Input Voltage	AC220-240V
P.F.	0.9
CRI	>80
Lumens	700 / 1400 / 2100

Model no.	AJ-103-GS6251 / AJ-103-GS6252 / AJ-103-GS6253
Power (W)	6W / 12W / 18W
Dimensions (mm)	92 x 92 x H92 / 180 x 92 x H92 / 250 x 92 x H92
Cutout(mm)	Φ72 / 153x72 / 228x72
Beam Angle(°)	24°
Color	white
Input Voltage	AC220-240V
P.F.	0.9
CRI	>80
Lumens	380 / 760 / 1140



Model no.	AJ-211-L-CL-0100-5W-RD AJ-211-L-CL-0100-7W-RD AJ-211-L-CL-0200-5W-SQ AJ-211-L-CL-0200-7W-SQ
Voltage	220-240 / 100-240
Watts	5W / 7W
Luminous Flux	350lm / 450lm
Beam Angle	38°
CCT	3000K / 4000K / 6500K
CRI	>80
Lifetime	25000
Dimensions(mm)	Φ95x47 / 115x50
Cutout size(mm)	Φ75 / Φ90 / Φ115

Model no.	AJ-171-DL07 / AJ-171-DL05 / AJ-171-DL06
Power (W)	3W / 5W / 7W
Dimensions (mm)	Φ75 / Φ110 / Φ110
Cutout(mm)	Φ45 / Φ75 / Φ75
CCT	3000K - 6500K / Blue / Pink
Input Voltage	AC100-265V
P.F.	0.6



Track lights



Model no.	AJ-204-C6101R / S
Power	10W / 20W / 30W
CRI	>80
Beam Angle	15° / 30° / 45°
Luminous Flux	800-900lm / 1600-1800lm / 2400-2700lm
Dimensions(mm)	58x25x100 / 73x25x135 / 93x25x158



Model	AJ-103-GD9187/GD9198
Power	22W / 27W
Luminaire Flux	90lm-100lm/W
P.F.	0.9
Beam Angle	15°/24°/36°
Dimensions (mm)	145x55x230 190x50x235

Model no.	AJ-204-T6101R / S
Power	10W / 20W / 30W
CRI	>80
Beam Angle	15° / 30° / 45°
Luminous Flux	800-900lm / 1600-1800lm / 2400-2700lm
Dimensions(mm)	66x58x178 / 80x73x228 / 100x93x265



Model no.	AJ-103-GD6003
Power (W)	24W
Dimensions (mm)	Φ75 x 150
Beam Angle(°)	angle adjustable 12-60°
Color	white
Input Voltage	AC220V-240V
P.F.	0.9
CRI	>80
Lumens	1938

Model	AJ-103-GD8063R
Power	18W
Luminaire Flux	90lm-100lm/W
P.F.	0.9
Beam Angle	15°/24°/36°
Dimensions (mm)	130x40x220



Model no.	AJ-204-S1033-12W / AJ-204-C3011-12W
Power	12W
Luminous Flux	960 - 1080lm
CRI	>80
Beam Angle	15° / 30° / 45°
Dimensions(mm)	63 x 118 / 63 x 150
Cutout(mm)	65 / 20





Commercial Lighting



610x310x1950m

Maye floor standing light, appearance is compact and exquisite with delicate and smooth finishing. Sharp rectangle and obtuse rectangle shape are free for your options.

Uses ultra-thick aluminium for fixture frame, panel light technology for light-emitting, with power supply built in the aluminium pole, Maye is reliable at thermal performance and long lifespan up to 50000 hours. With upwards and downwards lighting, the light efficiency achieves 85lm/W. Light distribution is soft and even with UGR<17.

Uniform & Healthy
Lighting
UGR <17

Flicker Free
Performance

Smart Control

- Touch Control
- Dimming Control
- Motion Sensor

Delicate
Appearance

Vega Series

Free Standing & Pendant Commercial Lights

Specifications

Surface Finish	Silver/White
Input Voltage	AC100~240V
Power Factor	≥0.9
CRI	>80
Storage Temp.	-40°C~+80°C
Working Temp.	-20°C~+45°C
Material	6063AL
Life	50,000H

*Models Available in
30W / 40W / 80W

Key Features

- Round, Simple, delicate appearance, patent design with rich texture
- UGR<17, lighting is uniform and healthy
- Support for smart control function, touch panel dimming, Motion sensor (optional), Daylight Sensor (optional)
- Flicker free
- 5years warranty



Maye RF / FS
AJ-202-BMAFR3030-FBN
AJ-202-BMAFS3030-FBN



Lasky
AJ-202-BLA6030-FBN



Homec / Homeo
AJ-202-BHM6030C-FBD
AJ-202-BHM8040O-FBD




Nitec / Niteo
AJ-202-BNT6030C-FBD
AJ-202-BNT8040O-FBD



Aglaia Plus
AJ-202-BAGP1240-PVN



Maye RP
AJ-202-BMAR1260-PVN



Maye SP
AJ-202-BMAS1260-PVN



LED Linear Lighting

(indoor)

- Cost effective light line solution for SuperMarket, Industrial & Commercial applications
- Good quality of light (RA>80 / UGR<19) with high lumen output.
- Easy to install
- 3000K, 4000K, 5000K and 6000K
- Different beam angles for choice

Vega Series



Model	AJ-206-01Z3070T
Power	70W
Lumens	130 lumen/W
Input Voltage	AC220-240V
LED type	Bridgelux
Driver	Philips
CCT	3000/4000/ 5000/6000K



Model	AJ-206-01C1540
Power	40W
Lumens	130 lumen/W
Size	1431mm/1.5m
Input Voltage	AC220-240V
LED type	Bridgelux
Driver	Philips
CCT	3000/4000/ 5000/6000K



Model	AJ-206-01X1540
Power	40W
Lumens	130 lumen/W
Size	1431mm/1.5m
Input Voltage	AC220-240V
LED type	Bridgelux
Driver	Philips
CCT	3000/4000/ 5000/6000K



Model	AJ-206-01Z1540
Power	40W
Lumens	130 lumen/W
Size	1431mm/1.5m
Input Voltage	AC220-240V
LED type	Bridgelux
Driver	Philips
CCT	3000/4000/ 5000/6000K




Trunking Rail



Steel installation kit



End cap



Input terminal



Steel installation kit



Input cable protector



LED Linear Lighting System

(indoor & outdoor)

Key Features

- IP65 and IK10.
- 130° beam angle.
- Luminous efficiency up to 100lm/W.
- Excellent diffusion and aesthetic appearance.
- Reliable thermal performance, 50000H lifetime.
- Build-in Battery for emergency (optional).
- Build-in Microwave sensor for motion control (optional).
- Build-in driver, dimmable (optional).
- V2 Fire rating, UV resistance.
- Three years warranty.
- Available for 1.2m at 40W/50W and 1.5m at 50W/65W.
- Simple installation for pendant and surface mounting solutions.
- Suitable for bellowing application and even more.



ELON

AJ-202-DEL0620-01
 AJ-202-DEL0620-02
 AJ-202-DEL0620-03
 AJ-202-DEL1236-01
 AJ-202-DEL1236-02
 AJ-202-DEL1236-03

Specifications

Surface Finish	Grey/Black
Input Voltage	AC100~277V
Power Factor	≥0.9
CRI	>80
Storage Temp.	-40°C~+80°C
Working Temp.	-20°C~+45°C
Material	6063Al
Life	50,000Hrs




Stadium Flood Lights

Applications

- Sports Field
- Arena Stadiums, Golf Courses
- High Mast
- Port / Docks
- Container Yard & Warehouse

Beam Angle

- 30°
- 60°
- 90°
- 80x150°



Free DIALux Lighting Design

Our experienced lighting designers can provide you professional DIALux simulations and constructive LED lighting solutions. We know lighting standards of all applications well and we care about all of your projects. Not matter your case is big or small, we will always provide you solutions



Available from 100W up to 960W



Expected Lifespan Over 100,000hrs



IP 67 IK 10



Easy Access Driver Housing



160lm/W



Dimmable 0-10V Optical



Vega Series



AJ-205-FHB-200W



AJ-205-FHB-400W



AJ-205-FHB-600W



AJ-205-FHB-800W

AJ-205-FHB

Power	200W / 400W / 600W / 800W
Input Voltage	AC90-305V 50/60Hz, 480VAC optional
CCT	2700K-6500K, RGB optional
CRI	>Ra75/80
LED Junction Temperature	<70°C(@Ta=30°C)



AJ-208-JL07-200W-H



AJ-208-JL07-300W-H



AJ-208-JL07-600W



AJ-208-JL07-800W

AJ-208-JL07

Power	200W / 300W / 600W / 800W
Input Voltage	AC90-305V 50/60Hz, 480VAC optional
CCT	2700K-6500K, RGB optional
CRI	>Ra75/80
LED Junction Temperature	<70°C(@Ta=30°C)



AJ-208-JL07-300W-V



AJ-208-JL07-200W-V



Ikon Series



AJ-111-FX001

Power	20W / 30W / 50W / 100W / 150W / 200W
LPW	100~120 lm/W
CRI	80Ra
CCT	4000K/5000K/6000K
Input Voltage	85-300V AC



AJ-100-5043

Power	20W / 30W / 50W
LPW	90~130 lm/W
CRI	70Ra
CCT	4000K/5000K/6000K
Input Voltage	85-300V AC

Eco Series



AJ-111-FL016

Power	20W / 30W / 50W / 100W / 150W / 200W
LPW	100~120 lm/W
CRI	80Ra
CCT	4000K/5000K/6000K
Input Voltage	85-300V AC



*Also available with Sensor



AJ-111-FL016-FG (Frosted Glass)

Power	20W / 30W / 50W / 100W / 150W / 200W
LPW	100~120 lm/W
CRI	80Ra
CCT	4000K/5000K/6000K
Input Voltage	85-300V AC



AJ-111-FL006

Power	30W / 50W / 100W
LPW	100~120 lm/W
CRI	80Ra
CCT	4000K/5000K/6000K
Input Voltage	85-300V AC





Highbay Lights



CYCLONIC DESIGN

Upward and downward shapes are inspired by cyclone. Brighten people with a pervading sense of vitality, energy and youth.

Ring Lens, Tool Free Mounting



Vega Series

Model	AJ-201-FHB-100W AJ-201-FHB-150W AJ-201-FHB-200W
Beam angle	110°
Power	100W / 150W / 200W +-5%
Dimensions(mm)	Φ260xH140
Driver	Lifud power supply:LF-FHB100YA(B) AC90-305V , 1-10v dimming
LED Chip	2835 Samsung sources (140pcs)
Voltage	AC100-277V
P.F.	>0.90
CRI	80
	130lm/W,13000lm
Color temperature	5000k including ring mounting
CCT	5000K

Key Features

- Cyclonic design
- Beam angle 60° 90° 110° optional
- IP65 rated
- 5-year warranty
- Snap-fit Lens
- 54,000 hours life to L70
- Versatile mounting options
- 3 dimming modes(1-10V, PWM & R dimming)



Ikon Series



Model	AJ-100-7014A100-01 / 150-01 / 200-01
Power	100W / 150W / 200W
Luminance Efficiency	100 - 130 lm / W
CRI	>70
P.F.	0.9
Dimensions(mm)	340x340x160 / 390x390x175 / 420x420x210



Model	AJ-100-7019A100-01
Power	100W
Luminance Efficiency	100 - 130 lm / W
CRI	>70
P.F.	0.9
Dimensions(mm)	410x40

Eco Series



Model	AJ-100-7003A30-01 / 7003B50-01 / 7003C80-01
Power	30W / 50W / 80W
Luminance Efficiency	100 - 130 lm / W
CRI	>70
P.F.	0.9
Beam Angle	120
Dimensions(mm)	Φ410x190 / Φ410x280 / Φ500x380




Model	AJ-107-HB-H023
Power	100W / 150W / 200W
Luminance Efficiency	100 - 130 lm / W
CRI	>70
P.F.	0.9



LED Street Lights

This slick and modern Luminaire has been designed to handle any environment. With a beautiful slimline design along with one of the highest lumen performance on the market, this versatile fixture can be used as a street light or an area light. Including a multitude of mounting options, surge protection devices, IOT photocell capability, and the most technologically advanced LED's on the market, the LED6099 is ready to conquer the lighting landscape.



Bi-Level Sensor Control

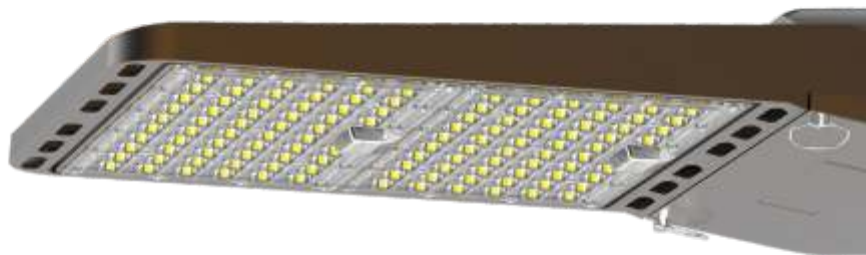
Fixture has the option to add an occupancy sensor allowing bi-user



Vega Series

Specification

Model	AJ-201-SS-80E-58B AJ-201-SS-100E-58B AJ-201-SS-150E-58B AJ-201-SS-240E-58B
Power	80W / 100W / 150W / 240W
Lumens	11200lm / 14000lm / 21000lm / 28800lm
CCT	3000K / 4000K / 5000K / 5700K / 6500K
CRI	>80Ra
Light Source	Lumileds
Dimensions(mm)	428x304x88mm / 595x304x92mm
Input Voltage	100-277V / 240-480V
Power Factor	0.95
THD	<15%
Surge Protection	10KV Current Surge Optional
Driver	Meanwell, SOSEN Optiona
Operating Temp Range	-40°C to +55°C
IP Rating	IP66
Dimming Control (Optional)	1-10V.DMX.DALI Optional
Life Span	L70, >120000Hrs
Light Distribution Options	Type2-M, Type3-S, Type3-M, Type4-S, Type5-M, 90 x120, 30, 45, 60
Certification	DLC 4.3, UL, CUL, CE, DLC, SAA



Vega Series



Model	AJ-210-SL20S-30W AJ-210-SL20S-50W AJ-210-SL20M-80W
Light Source	Integral LED Module
Power	30W / 50W / 80W
Luminance Flux	2200 - 5500 lm
Luminance Efficiency	110 - 130 lm / W
CCT	4000K
CRI	>70
Lifetime	100,000 hours
Operating Temp. Range	-30 to 45 °C
Driver	Meanwell (Inventronics optional)
Electrical	Class I or Class II , 90 - 305 VAC
Color	Grey



Model	AJ-210-SL68MINI-40W AJ-210-SL68S-60W AJ-210-SL68M-100W
Light Source	Integral LED Module
Power	40W / 60W / 100W
Luminance Flux	1400 - 5500 lm / 6500 - 7800 lm / 10000 - 16000 lm
Luminance Efficiency	110 - 140 lm / W
CCT	4000K
CRI	>70
Lifetime	100,000 hours
Operating Temp. Range	-30 to 45 °C
Driver	Meanwell (Inventronics optional)
Electrical	Class I or Class II , 90 - 305 VAC
Color	Grey



Model	AJ-210-SL58SA-40W AJ-210-SL58A-60W AJ-210-SL58B-60W
Light Source	Integral LED Module
Power	40W / 60W
Luminance Flux	2200 - 7800 lm
Luminance Efficiency	110 - 140 lm / W
CCT	4000K
CRI	>70
Lifetime	100,000 hours
Operating Temp. Range	-30 to 45 °C
Driver	Meanwell (Inventronics optional)
Electrical	Class I or Class II , 90 - 305 VAC
Color	Grey



Model	AJ-210-SL58C-60W AJ-210-SL58D-60W
Light Source	Integral LED Module
Power	60W
Luminance Flux	2200 - 16000 lm
Luminance Efficiency	110 - 140 lm / W
CCT	4000K
CRI	>70
Lifetime	100,000 hours
Operating Temp. Range	-30 to 45 °C
Driver	Meanwell (Inventronics optional)
Electrical	Class I or Class II , 90 - 305 VAC
Color	Grey




Ikon Series



- Ra > 80
- PF > 0.95
- 3000K / 4000K / 6500K
- Beam Angle 60° x 140°

*With Dusk to Dawn Sensor



Anti-dust / Self-cleaning System

Adjustable

100+ Lm/W	6.0 KV Protection	170 400V Input
IP65+	BIS	Ultra Slim



Model	AJ-155-SL2
Power	20W / 30W / 50W / 100W
Luminance Efficiency	100 - 130 lm / W
Surge	5KV
CRI	80
Input Voltage	AC 85-400V



with Photocell

Model	AJ-155-SL2-OPC
Power	20W / 30W / 50W / 100W
Luminance Efficiency	100 - 130 lm / W
Surge	5KV
CRI	80
Input Voltage	AC 85-400V

Eco Series



Model	AJ-100-9001A20-01 / AJ-122-ST-50W / 80W / 150W
Light Source	Integral LED Module
Power	20W / 50W / 80W / 150W
Luminance Efficiency	90 - 100 lm/W / 90 - 130lm/W
CRI	>80
Input Voltage	AC 90-300V



Model	AJ-100-9151-30W AJ-100-9151-50W AJ-100-9151-100W
Light Source	Integral LED Module
Power	30W / 50W / 100W
Luminance Efficiency	110 - 130 lm / W
CRI	>70
Input Voltage	AC 90-300V



Canopy Lights



Model	AJ-100-5092A80-01 AJ-100-5061A100-01 AJ-100-5092A120-01
Beam angle	110°
Power	80W / 100W / 120W
Led Chip	Bridgelux 80W / 100W / 120W
Color temperature	6000-6500K
Luminance Efficiency	100lm/W
Color Rendering Index	70Ra
Input Voltage	AC90V-265V, 50/60Hz
LED Life Span	50,000Hrs
Materials	Die-casting Aluminium
Warranty	3Years

Model	AJ-100-5092A150-01
Beam angle	110°
Power	150W
Led Chip	3030 LED 150W
Color temperature	6000-6500K
Luminance Efficiency	100lm/W
Color Rendering Index	>80Ra
Input Voltage	AC90V-265V, 50/60Hz
LED Life Span	50,000Hrs
Materials	Aluminium+PC
Warranty	3Years



LED Wall & Garden Lights





Model no.	AJ-151-W3069
Power (W)	12W
Dimensions(mm)	270x100
IP	54



Model no.	AJ-151-W3028
Power (W)	15W
Dimensions(mm)	180x220x150
IP	54



Model no.	AJ-151-W3023
Power (W)	12W
Dimensions(mm)	280x210x268
IP	54



Model no.	AJ-151-B4018
Power (W)	E27 Bulb
Dimensions(mm)	255x227x227
IP	54



Model no.	AJ-151-B4019
Power (W)	E27 Bulb
Dimensions(mm)	170x170x210
IP	54



Model no.	AJ-151-B4020-30
Power (W)	12W
Dimensions(mm)	180x180x300
IP	54



Model no.	AJ-151-B4020-27.5
Power (W)	12W
Dimensions(mm)	180x275
IP	54



Model no.	AJ-151-W3019
Power (W)	7W
Dimensions(mm)	140x156x156
IP	54



Model no.	AJ-151-W3020
Power (W)	7W
Dimensions(mm)	140x150
IP	54



Model no.	AJ-151-W3034
Power (W)	5W
Dimensions(mm)	137x110x100
IP	54



Model no.	AJ-151-W3035
Power (W)	5W
Dimensions(mm)	110x110x100
IP	54



Model no.	AJ-151-W3046
Power (W)	7W
Dimensions(mm)	85x85x160
IP	54





Model no.	AJ-151-W3056
Power (W)	7W
Dimensions(mm)	85x85x160
IP	54



Model no.	AJ-114-1111
Power (W)	SMD 6W
Dimensions(mm)	90x90x95
LED & driver	Epistar SMD
IP	54
LED Color	3000K



Model no.	AJ-114-1112
Power (W)	SMD 6W
Dimensions(mm)	90x90x95
LED & driver	Epistar SMD
IP	54
LED Color	3000K



Model no.	AJ-114-1114
Power (W)	SMD 9W
Dimensions(mm)	190x153x43
LED & driver	Epistar SMD
IP	54
LED Color	3000K



Model no.	AJ-114-1231A
Power (W)	SMD 12W
Dimensions(mm)	90x83x180
LED & driver	Epistar SMD
IP	54
LED Color	3000K



Model no.	AJ-114-1232A
Power (W)	SMD 12W
Dimensions(mm)	90x83x180
LED & driver	Epistar SMD
IP	54
LED Color	3000K



Model no.	AJ-114 -3310B / 3311B / 3310A
Power (W)	SMD 6W / SMD 12W / COB 6W
Dimensions(mm)	125x90x132 / 125x90x195 / 125x90x127
LED & driver	Epistar COB
IP	54
LED Color	3000K



Model no.	AJ-114 -3307A / 3308A / 3307B / 3308B
Power (W)	COB 6W / COB 2x6W / SMD 6W / SMD 12W
Dimensions(mm)	130x100x125 / 130x100x185 / 130x100x132 / 130x100x195
LED & driver	Epistar COB
IP	54
LED Color	3000K



Model no.	AJ-114-1132
Power (W)	SMD 9W
Dimensions(mm)	67x98x300
LED & driver	Epistar SMD
IP	54
LED Color	3000K





Model no.	AJ-114-3315A
Power (W)	COB 2x6W
Dimensions(mm)	68x100x220
LED & driver	Epistar COB
IP	54
LED Color	3000K



Model no.	AJ-114-3313B
Power (W)	COB 6W
Dimensions(mm)	Ø90x90x105
LED & driver	Epistar COB
IP	54
LED Color	3000K



Model no.	AJ-114-3314A
Power (W)	COB 2*6W
Dimensions(mm)	90x90x105
LED & driver	Epistar COB
IP	54
LED Color	3000K



Model no.	AJ-100-6902A6
Wattage	6W
CRI	>70
Input Voltage	110-265V
Output Luminous	320lm
Material	Aluminium+PC cover
Dimensions(mm)	100x60x600 / 100x60x800 / 100x60x1000
IP	54
Color temp.	3000K/4500K/6000K



Model no.	AJ-114-7303 / AJ-114-7306
Power (W)	COB 6W
Dimensions(mm)	112x67x270 / 122x77x275
LED & driver	Epistar COB
IP	65
LED Color	3000K




Model no.	AJ-114-7302
Wattage	6W , Finish:painting
CRI	>70
Environment	Outdoor
Dimensions(mm)	Diameter(cm):6, Height(cm):100
Category	LED
Color temp.	6000K / 3000 K
Material	Aluminium die-cast + Tempered glass



Model no.	AJ-100-6005A3-01
Wattage	3W
CRI	>70
Lumens	100lm/W
Dimensions(mm)	D100x110 mm
Input Voltage	90-265V AC, 50/60Hz
Material	Die-casting Aluminium
IP	65
Cover Color	Silver
Color temp.	6000K-6500K



Model no.	AJ-111-WW003
Wattage	12W / 24W / 36W
CRI	>70
Lumens	100lm/W
Input Voltage	90-265V AC, 50/60Hz
Material	Die-casting Aluminium
IP	65
Color temp.	3000K-6500K / RGB



Model no.	AJ-151-W78158S
Power (W)	2x3W
IP	54





Model no. AJ-151-W27295
Power (W) 9W
IP 54



Model no. AJ-151-W270130OV
Power (W) 3W
IP 54



Model no. AJ-151-C8546
Power (W) 2W
IP 54



Model no. AJ-151-W19835L
Power (W) 6W
IP 54



Model no. AJ-151-W11263R
Power (W) 4W
IP 54



Model no. AJ-167-WLG01
Power (W) 8W / 15W
IP 54



Model no. AJ-116-200914
Power (W) 17W
IP 54



Bollard lights



Model	AJ-116-100411
Power	6W
Luminance Efficiency	320lm
CCT	3000K/4500K/6000K
Material	Aluminum + PC Cover
Housing Color	Silver Grey / Dark Grey
IP	54
Dimensions(mm)	100x60x600 100x60x800

Model	AJ-116-F009A
Power	6W
Luminance Efficiency	320lm
CCT	3000K/4500K/6000K
Material	Aluminum + PC Cover
Housing Color	Silver Grey / Dark Grey
IP	54
Dimensions(mm)	100x60x600 100x60x800 100x60x1000



Model	AJ-116-100711
Power	6W
Luminance Efficiency	320lm
CCT	3000K/4500K/6000K
Material	Aluminum + PC Cover
Housing Color	Silver Grey / Dark Grey
IP	54
Dimensions(mm)	76x76x600 76x76x800 76x76x1000

Model	AJ-102-F421/M
Power	E27x1 (Bulb)
Material	Die-cast Aluminum
Dimensions(mm)	200x150x840



Model	AJ-116-100412
Power	6W
Luminance Efficiency	320lm
CCT	3000K/4500K/6000K
Material	Aluminum + PC Cover
Housing Color	Silver Grey / Dark Grey
IP	54
Dimensions(mm)	120x50x600 120x50x800 120x50x1000

Model	AJ-102-F251/M
Power	E27x1 (Bulb)
Material	Die-cast Aluminum
Dimensions(mm)	160x108x840



Model	AJ-116-100914
Power	17W
Material	Die-cast Aluminum
Dimensions(mm)	135x150x610

Model	AJ-151-B4023
Power	12W
Material	Die-cast Aluminum
Dimensions(mm)	650x85x85



Amazing Lighting Experience



Smart Lighting



Dimmable



Music Sync



Timer



CW-WW



APP



MIC Sync



PIC Sync



16 Million Colors



No hub required*
to unlock all possibilities

Music Sync APP Control

Picture Color Collection 16 Millions Colors

Timer Mic Sync

PICTURE MODE
Select Colours From The Pictures Available On Your Device

The picture's color tones will be same colour

Will Be Same Colour

GROUP BULBS TOGETHER

BLE Mesh Technology
65536 BLE mesh smart lights could be controlled at one time

Zero Delay

Perfect Consistency

BLE Mesh Technology

Transmission Distance 40m



Dimmable & Tunable White

Warm White 2700K White 5000K Cold White 6000K

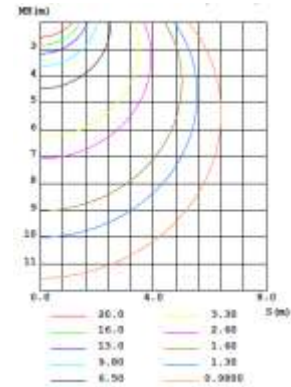
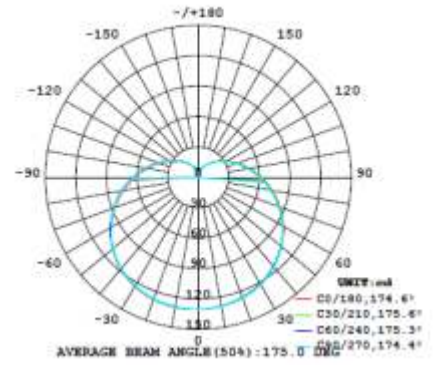


Smart LED Bulbs



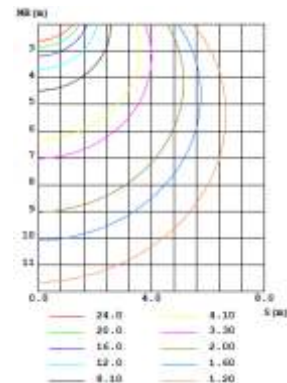
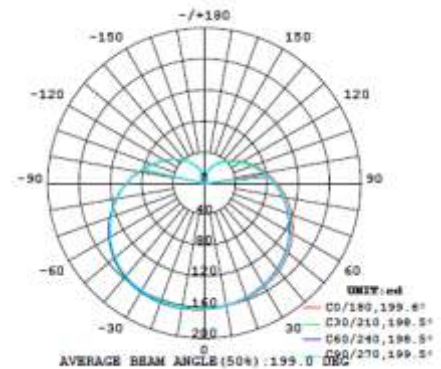
9W RGB+Tunable White A60

Model	AJ-168-8B1030
Power	9W
Luminance Flux	810lm
CCT	2700K-6500K
Input Voltage	220-240V,50Hz
Dimensions(mm)	60x118



12W RGB+Tunable White G95

Model	AJ-168-8B1031
Power	12W
Luminance Flux	1050lm
CCT	2700K-6500K
Input Voltage	220-240V,50Hz
Dimensions(mm)	95x135



Dimmable



Music Sync



Timer



CW-WW



APP



MIC Sync



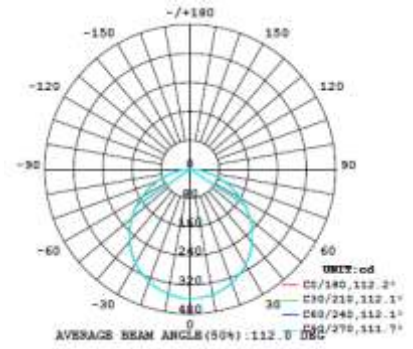
PIC Sync



16 Million Colors

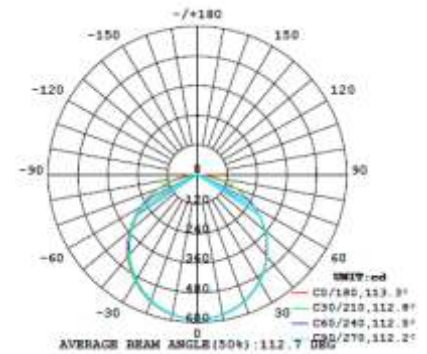
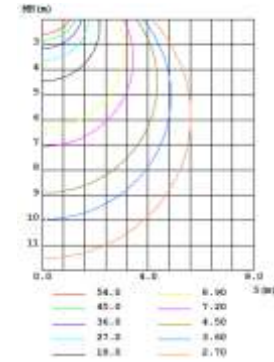


Smart LED Panel Lights



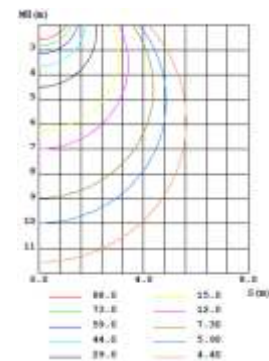
18W/24W RGB+Tunable White Surface Mounted Downlight

Model	AJ-168-8B1038
Power	18W / 24W
Luminance Flux	1200lm / 1600lm
CCT	2700K-6500K
Input Voltage	220-240V,50Hz
Dimensions(mm)	225x38 / 300x38



18W/24W RGB+Tunable White Surface Mounted Downlight

Model	AJ-168-8B1042
	AJ-168-8B1043
Power	18W / 24W
Luminance Flux	1200lm / 1600lm
CCT	2700K-6500K
Input Voltage	220-240V,50Hz
Dimensions(mm)	225x38 / 300x38

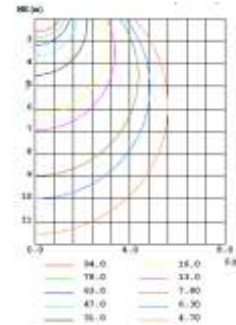
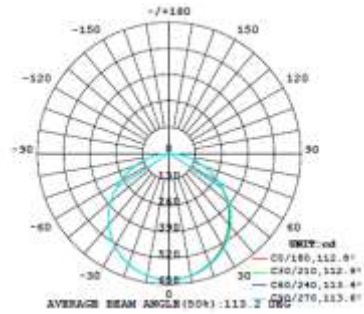


Smart LED Panel Lights





40W RGB+Tunable
White Panel

Model	AJ-168-8B1043
Power	40W
Luminance Flux	3000lm
CCT	2700K-6500K
Input Voltage	220-240V,50Hz
Dimensions(mm)	596x596x11




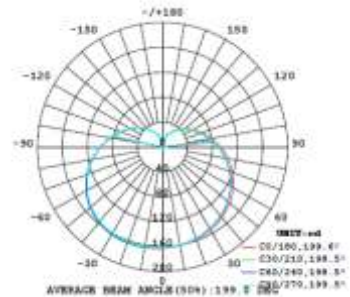
Smart LED Down Lights



5W RGB+Tunable White Ceiling Light

Model	AJ-168-8B5053
Power	5W
Luminance Flux	300lm
CCT	2700K-6500K
Input Voltage	220-240V, 50Hz
Dimensions(mm)	82x30

Smart LED Strip Lights



LED RGB+Tunable White Strip

Model	AJ-168-8B1032 AJ-168-8B1033 AJ-168-8B1034
Power	5W / 7W / 12W
CCT	2700K-6500K
Input Voltage	220-240V, 50Hz
Dimensions	2m / 3m / 5m

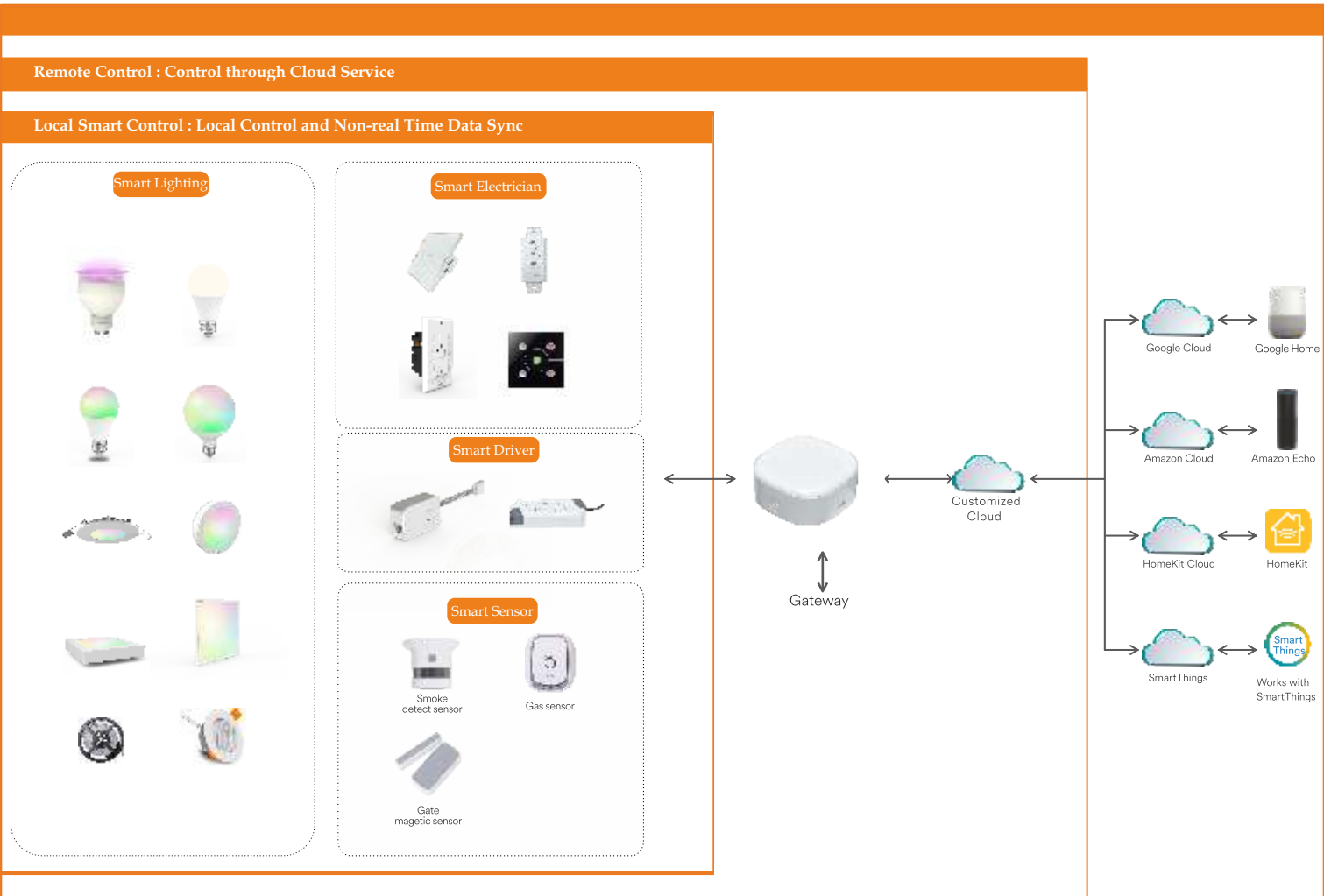


Smart Control




Smart One/Two/Four Way Switch

Model	AJ-168
Max. Load Current(A)	5A / 5x2 / 5x4
Input Voltage	100-240V,50Hz
Dimensions(mm)	86x86x36



LED Facade Lights



Housing finish



Optics



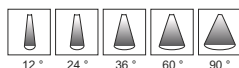
Model	AJ-160-FL01-RD03
Installation Method	Surface Mounting
Dimensions	Ø212xH253xW100mm
Color(CCT)	RGB,RGBW,WW,NW,CW,R,G,B
Control	Auto running/DMX512/P2/Remote
Power Consumption	36W
Operating Voltage	AC100-277V/DC36V
LED Qty	36PCS
Housing Material	Die cast aluminum,Tempered glass
IP Rating	IP65
Operating Temperature	-40~+50° C



Housing finish



Optics

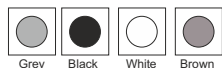


Model	AJ-160-FL02-SQ03
Installation Method	Surface Mounting
Dimensions	Ø197xH245xW100mm
Color(CCT)	RGB,RGBW,WW,NW,CW,R,G,B
Control	Auto running/DMX512/P2/Remote
Power Consumption	36W
Operating Voltage	AC100-277V/DC36V
LED Qty	36PCS
Housing Material	Die cast aluminum,Tempered glass
IP Rating	IP65
Operating Temperature	-40~+50° C

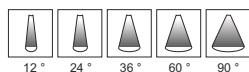




Housing finish



Optics

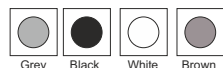


Model	AJ-160-FL05-01
Installation Method	Surface Mounting
Dimensions	Ø305xH235xW129mm
Color(CCT)	RGB,RGBW,WW,NW,CW,R,G,B
Control	Auto running /DMX512/P2/Remote
Power Consumption	60W
Operating Voltage	AC100-277V/DC36V
LED Qty	36PCS
Housing Material	Die cast aluminum,Tempered glass
IP Rating	IP65
Operating Temperature	-40~+50° C



Model	AJ-160-WW10-01		AJ-160-WW10-02	
Wattage	36W		54W	
Voltage	AC100-277V	DC24V	AC100-277V	
Control	on/off	DMX512/P2	on/off	DMX512/P2
Light Color	3000K/4000K/5000K /6500K/R/G/B	RGB/RGBW	3000K/4000K/5000K /6500K/R/G/B	RGB/RGBW
Beam angle	10×45° /10×65° /20×65° /30×65°	10×55°	10×45° /10×65° /20×65° /30×65°	10×55°
Size	L1000 ×W48× H103mm			
IP class	IP65			
Working Temp	-40 ~55			

Housing finish



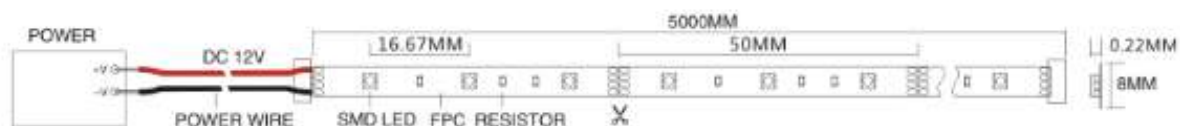
*** Available with DMX / P2 Controller**



LED Strip Lights






LED Strip Type	3528 / 5050 / 3014 / 2835 / 5630
LED Qty/m	60 / 120 / 240
FPC Width (mm)	8 / 10 / 12 / 15 / 20
Input Voltage	12V / 24V
IP Grade	33 / 55 / 65 / 68
Colors Available	WW / NW / W / Red / Blue/ Green Pink / Purple / RGB / RGBW





LED Strip Type	3528 / 5050 / 3014 / 2835 / 5630
LED Qty/m	60 / 120 / 180 / 240 / 276
FPC Width (mm)	8 / 10 / 12 / 15
Input Voltage	110V / 220V
Color Available	WW / NW / W / Red / Blue / Green / Pink / Purple / RGB



1. Find matched pin



2. Push pin into strip electrical wire



3. Push pin into interface



4. Push from sides, then it's ok!




1 M/Cut





LED Strip Type	5050
LED Qty/m	30 / 48 / 60
Strip Modle	LED Flexible Strip / LED Rigid Light LED Neon Strip
Input Voltage	12V / 24V / 220V
Colors Available	RGB Magic Color



IP33 IP55 IP65 IP68






LED Strip Type	5050 / 2835 / 5630 / 3014
LED Qty/m	60 / 72 / 144 / 168
FPC Width (mm)	8 / 10 / 12 / 15
Input Voltage	12V / 24V
IP Grade	33 / 55 / 65 / 68
Colors Available	WW / NW / W / Red / Blue/ Green Pink / Purple / RGB / RGBW



Profile Lighting



TOTAL PRODUCT SIZE DRAWING




 PXG-10235-M	 PXG-101	 PXG-102	 PXG-103	 PXG-105	 PXG-106	 PXG-1616			
 PXG-20050-M	 PXG-1616-90	 PXG-203	 PXG-1201	 PXG-1202	 PXG-1203	 PXG-1204			
 PXG-4215	 PXG-204	 PXG-205	 PXG-206	 PXG-207	 PXG-2010	 PXG-2040			
 PXG-8035-M	 PXG-2050	 PXG-204-1	 PXG-205-1	 PXG-2623	 PXG-301	 PXG-302			
 PXG-7635-A	 PXG-7676-M	 PXG-7676-A	 PXG-18050-M	 PXG-303	 PXG-304	 PXG-305	 PXG-306	 PXG-3010	 PXG-3020
 PXG-10270-A	 PXG-10250-M	 PXG-15050-M	 PXG-3030	 PXG-3535-M	 PXG-3535-A	 PXG-4030-M	 PXG-5035-M	 PXG-5535-A	 PXG-5050-M
 PXG-60	 PXG-3573-M	 PXG-2626	 PXG-2570	 PXG-5532-M	 PXG-5532-A	 PXG-5550-M	 PXG-5575-M	 PXG-5575-A	 PXG-7035-M





Item no.	AJ-213-DF60FW
Control Mode	DMX512(sound,master/slave,auto mode,DMX),SD controller(with DMX,sound control,audio control, remote control)
Dimensions(mm)	L600xW600xH70
Light Source	SMD RGB 3in1
Max Power	15W(per tile)
Input Voltage	DC24V
Net Weight	16.5KG
Brightness	High brightness
Surface Material	Tempered glass or PP
Housing Material	Metal
Bearing Weight	300KG/m ²
Protection Level	IP 55
Beam Angle	160°
Working Temp.	-20°C~ +45°C
Life Span	≥50,000 Hrs
Power Supply	Built-out

Digital Floor Lights





Specifications


Item no.	AJ-213-DF60FS
Control Mode	DMX512(sound,master/slave,auto mode,DMX),SD controller(with DMX,sound control,audio control, remote control)
Dimensions(mm)	L600xW600xH70
Light Source	SMD RGB 3in1
Max Power	15W(per tile)
Input Voltage	DC24V
Net Weight	16.5KG
Brightness	High brightness
Surface Material	Tempered glass or PP
Housing Material	Metal
Bearing Weight	300KG/m ²
Protection Level	IP 55
Beam Angle	160°
Working Temp.	-20°C~ +45°C
Life Span	≥50,000 Hrs
Power Supply	Built-out




Item no.	AJ-213-DF64DSXM
Input voltage	AC100-260V 50-60Hz
Maximum power	24W(per tile)
Light source	5050RGB 3in1
Service life	≥50,000 Hrs
Control mode	SD controller (compatible with DMX512), PC controller
Dimensions(mm)	L500xW500xH70
Net weight	9.3KG
Panel material	Crystal tempered glass
Base material	High strength ABS
Bear weight	500KG/m ²
Working temp.	-20°C~ +45°C
Protection grade	IP55/IP65
Connection Way	2 options--wired with connection strap ,wired with magnetic connection



Item no.	AJ-213-DF64DSM
Input voltage	AC100-260V 50-60Hz
Maximum Power	24W(per tile)
Light source	5050RGB 3in1
Service life	≥50,000 Hrs
Control mode	SD controller (compatible with DMX512), PC controller
Dimensions(mm)	L500xW500xH70
Net weight	8.8KG
Panel material	Crystal toughened glass
Base material	High strength ABS
Bear weight	500KG/m ²
Working temp.	-20°C~ +45°C
Protection grade	IP55/IP65
Connection Way	2 options--wired with connection strap ,wired with magnetic connection




Item no.	AJ-213-DF144DM
Input voltage	AC100-260V, 50/60Hz
Maximum power	31W(per tile)
LEDs quantity	144 pcs
Light source	5050 SMD 3in1
Life span	≥50,000 Hrs
Control mode	SD Controller(compatible with DMX.Audio.Sound. Auto control).PC Controller(compatible with MADRIX)
Dimensions(mm)	L500xW500xH70
Net Weight	9KG
Cover material	Tempered glass
Housing material	High strength ABS
Load-bearing	500KG/m ²
Ambient Temp.	-20°C~ +45°C
Protection grade	IP55
Connection Way	2 options--wired with connection strap ,wired with magnetic connection



Item no.	AJ-213-DF60AW
Control Model	No Need
Dimensions(mm)	L600xW600xH65
Light Source	LED5050 warm white
Maximum Power	15W(per tile)
Input Source	AC100V-260V
Net Weight	15KG
Brightness	High Brightness
Surface Material	12mm Tempred Glass
Base Material	Metal
Bear Weight	500KG/m ²
Protection Grade	IP55
Visual Angle	>100°
Working Temp.	-20°C~ +45°C
Life Span	≥50,000 Hrs
Insulation grade	CLASSE III
Decorative Effect	Flexible & Customizable



Item no.	AJ-213-DF50GW
Control Model	DMX512, MADRIX- , ArtNet+Touch
Input Signal	DMX
Dimensions(mm)	L500xW500xH70
LED Qty (pcs/unit)	60 PCS
LED source	LED5050 SMD 3in1
Maximum power	16W(per tile)
Input Voltage	DC24V
Net Weight	10KG
Brightness	High Brightness
Surface Material	Tempered Glass
Base Material	High strength ABS
Bear Weight	500KG/m ²
Protection Grade	IP55
Visual Angle	180 °
Working Temp.	-20°C~ +45°C
Life Span	≥50,000 Hrs
Insulation grade	CLASSE II
Decorative Effect	Flexible & Customizable



Item no.	AJ-213-DFQZ07
Input voltage	DC24V
Max power	40W(per tile)
light source	5050 SMD 3in1
LED lifespan	≥50, 000 Hrs
LED color	RGB changing color
Beam angle	>100°
Surface material	Stainless steel
Glass material	Tempered glass
Bear weight	500KG/m ²
Temperature range	-20°~+50°
Dimensions(mm)	1000x300x62
Connection line	Connector wire 5*0.3mm2 rubber line
Control method	Interactive
IP grade	IP67
Safety grade	CLASS III
Working environment	Outdoors
Net weight	16KG



Wireless Switches

1 No Wires

Wireless control terminal for Lights, fans, Motors, Equipment etc.

2 No Power Supply

No need of Power-cords, batteries, power source for Switch

3 Energy saving

Reduce PVC tubing, wiring and cutting walls.

4 Eco-friendly

Reduce battery usage, waste and noise in renovation and carbon dioxide emissions

5 Save money

Reduce manual labor, decrease construction costs by 30%, Speed up progress by 40%.

6 Simple & Convenient

Free installation, can change the installation location at any time.

7 Safety

No detonation of gas & Water-Proof.

8 Smart

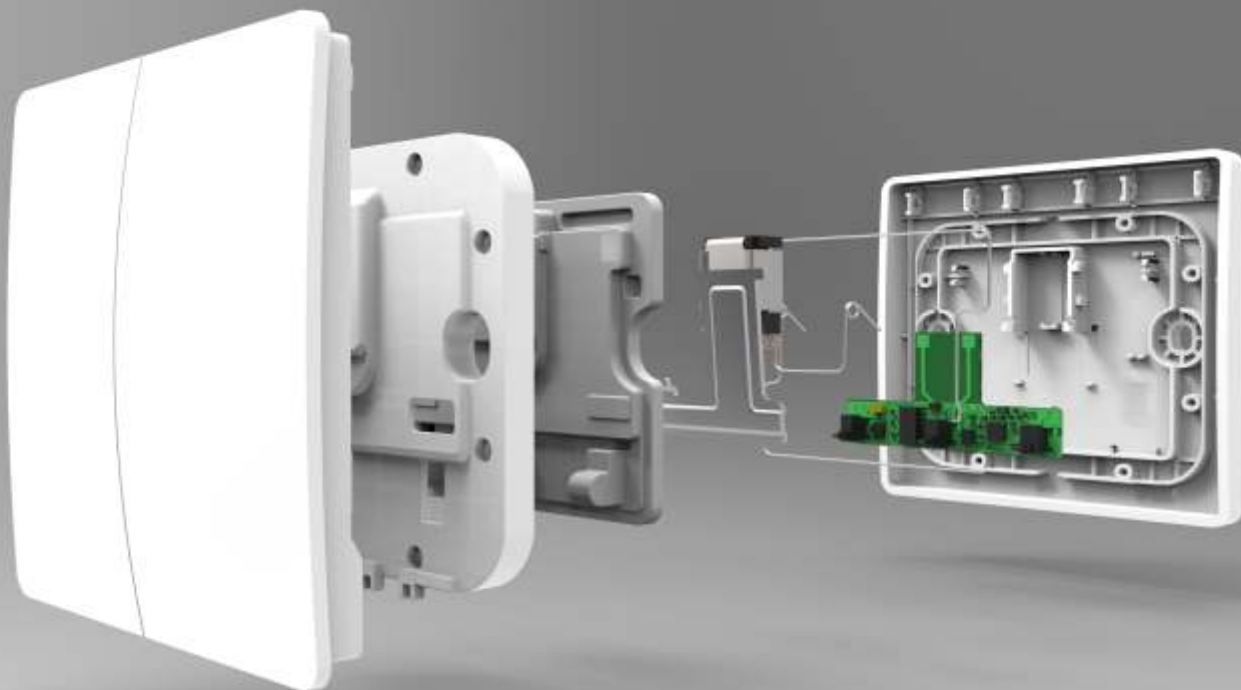
Can match any connection, freely controlled and can integrate with smart home systems.

9 Durable

Less Wear & Tear & Durable for 60 years.







Specifications

Model no. AJ-212-S2165-S2 series gold 1 gang
 AJ-212-S2265-S2 series gold 2 gang
 AJ-212-S2365-S2 series gold 3 gang
 AJ-212-S2187-S2 series white 1 gang
 AJ-212-S2287-S2 series white 2 gang
 AJ-212-S2387-S2 series white 3 gang

Work Type	89 push button type
Communication Mode	FSK
Number of keys	1.2.3 keys
Distance	80m(outdoor), 25m(indoor)
Dimensions(mm)	L86xW86xH14.5
Waterproof Level	IP67
Power Mode	Kinetic energy / self powered
Working Frequency	433Mhz
Color	white,gold,silver
Lifetime	>200,000 times
Weight	86-110g
Key Configuration	detachable

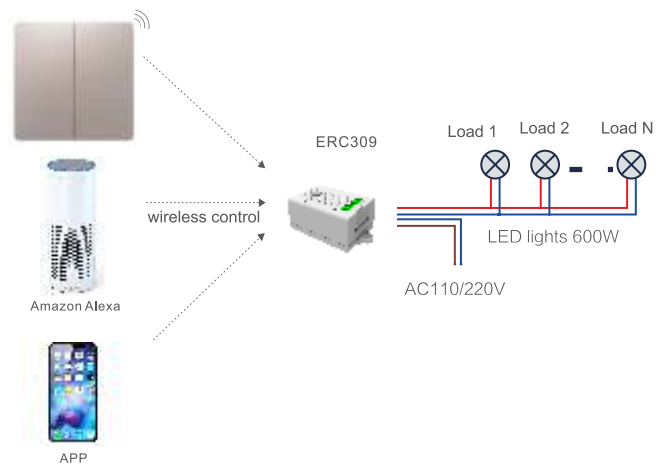
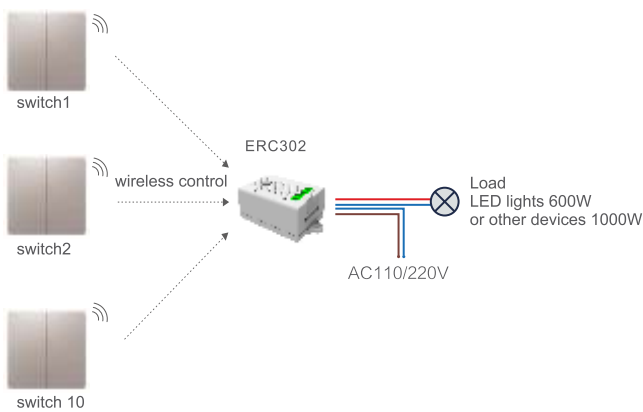
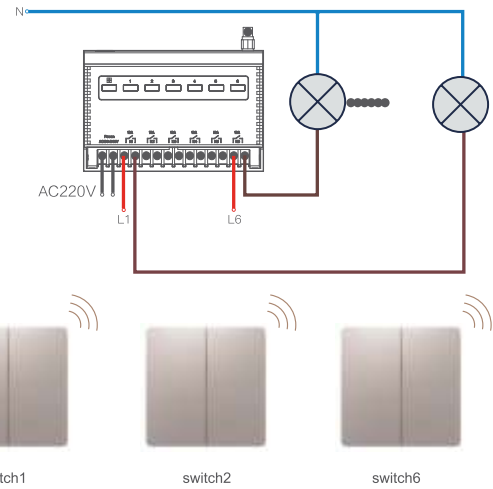
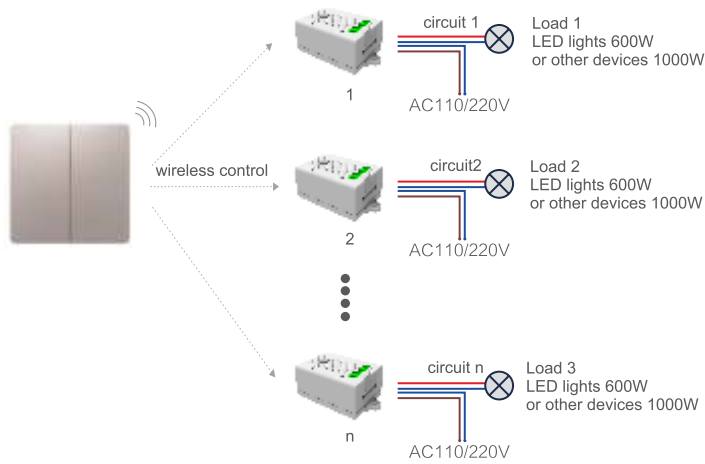
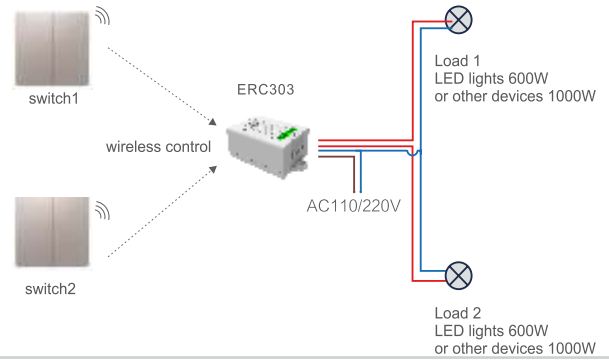
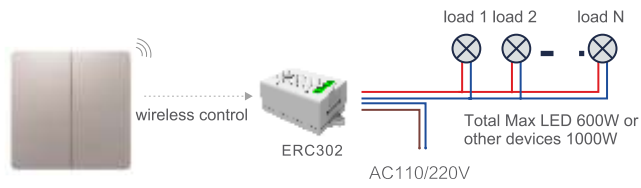


Specifications

Model no. AJ-212-E0165-E1 series gold 1 gang
 AJ-212-E0265-E1 series gold 2 gang
 AJ-212-E0465-E1 series gold 3 gang
 AJ-212-E0154-E1 series white 1 gang
 AJ-212-E0254-E1 series white 2 gang
 AJ-212-E0354-E1 series white 3 gang

Work Type	86 rocker type
Communication Mode	FSK
Number of keys	1.2.3 keys
Distance	150m(outdoor), 30m(indoor)
Dimensions(mm)	L86xW86xH14.5
Waterproof Level	IP67
Power Mode	Kinetic energy / self powered
Working Frequency	433Mhz
Color	white,gold,silver
Lifetime	>200,000 times
Weight	86-110g
Key Configuration	detachable

Functioning of Smart Switches



AJ-212-RC302

Working Voltage	AC 100-240V, 50/60Hz
Control Channel	One Circuit
Power Consumption	<0.15W
Receiving Sensitivity	-110dB
Storage Capacity	can store 10 wireless switch-keys information
Control Component	Relay
Rated Current	5A
Connection	Terminal
Lifetime	100,000 times
Working Temperature	-20°C - 55°C
Dimensions(mm)	L70xW44xH29
Weight	55g

AJ-212-RC303

Working Voltage	AC 100-240V, 50/60Hz
Control Channel	One Circuit
Power Consumption	<0.15W
Receiving Sensitivity	-110dB
Storage Capacity	can store 10 wireless switch-keys information
Control Component	Relay
Rated Current	5A*2
Connection	Terminal
Lifetime	100,000 times
Working Temperature	-20°C - 55°C
Dimensions(mm)	L70xW44xH29
Weight	61g

AJ-212-RC304

Working Voltage	AC 100-240V, 50/60Hz
Control Channel	One Circuit
Power Consumption	<0.15W
Receiving Sensitivity	-110dB
Storage Capacity	can store 10 wireless switch-keys information
Control Component	Relay
Rated Current	10A
Connection	Terminal
Lifetime	100,000 times
Working Temperature	-20°C - 55°C
Dimensions(mm)	L70xW44xH29
Weight	65g

Solar Power Products



Solar String Lights



Model	AJ-209-PX-12M1004S
LED Quantity	100 Pcs
Length	12 m (2.1+9.9)
Color	Yellow
Panel	0.9W
Battery	800mAh Ni-Mh

Model	AJ-209-TX-12M1004S
LED Quantity	100 Pcs
Length	12 m (2.1+9.9)
Color	R+G+B+Y
Panel	0.9W
Battery	800mAh Ni-Mh



Model	AJ-209-TX-12M100L
LED Quantity	100 Pcs
Length	12 m (2.1+9.9)
Color	Yellow
Panel	0.9W
Battery	800mAh Ni-Mh

Model	AJ-209-TX-22M200L
LED Quantity	100 Pcs
Length	12 m (2.1+9.9)
Color	Yellow
Panel	2W
Battery	1200mAh Ni-Mh



Model	AJ-209-LX-10G50L5S
LED Quantity	10 Pcs
Length	50cm LED Light Tube
Panel	3W
Battery	3.7V 2000mAh Lithium



Solar Power Products



Solar Flood Lights



Model	AJ-100-0823A08-01
Power	5W
LPW	100~120 lm/W
Battery Type	LiFePO4 3.2V 15AH
Solar Panel	5.5V 6.8W, Polycrystalline

Model	AJ-100-0823B12-01
Power	8W
LPW	100~120 lm/W
Battery Type	LiFePO4 3.2V 15AH
Solar Panel	6V 9.5W, Polycrystalline



Model	AJ-100-0860A30-01
Power	30W
LPW	100~120 lm/W
Battery Type	LiFePO4 3.2V 12AH
Solar Panel	6V 5.5W, Polycrystalline

Model	AJ-100-0860B60-01
Power	60W
LPW	100~120 lm/W
Battery Type	LiFePO4 3.2V 18AH
Solar Panel	6V 8.5W, Polycrystalline



Model	AJ-100-0860C90-01
Power	90W
LPW	100~120 lm/W
Battery Type	LiFePO4 3.2V 24AH
Solar Panel	6V 11.5W, Polycrystalline



Solar Power Products

Solar Garden Lights



Model no.	AJ-100-0889A05-01
Power (W)	5W
IP	54



Model no.	AJ-100-0885A05-03
Power (W)	5W
IP	54



Model	AJ-100-0885A05-01
Power	5W
Solar Panel	6V 4.5W, Polycrystalline
Battery Type	3.2V 7AH Lithium Ion
Material	Aluminum + PC Cover
Lamp Size	50cm Height
IP	54



Model	AJ-116-300006
Solar Panel	1.8W 5.5V, Polycrystalline
Battery Type	3.7V 4000mAh Lithium Ion
Material	Aluminum + PC Cover



Model no.	AJ-209-SS-HB01
Solar Panel	5V 2W
Battery	3.7V 2000mAh Li
Working Voltage	3.2V
Working Current	300mA



Model no.	AJ-209-SS-HB04
Solar Panel	5.5V 2W
Battery	3.7V 2000mAh Li
Working Voltage	3.2V
LED	2835SMD *96Pcs



Model no.	AJ-209-SS-0502
Solar Panel	5V 2W
Battery	3.7V 2000mAh Li
Working Voltage	3.2V
LED	Cree 4Pcs Φ10 LED



Model no.	AJ-209-SS-0505
Solar Panel	5V 3W
Battery	3.7V 2000mAh Li
Working Voltage	3.2V
LED	1W *2Pcs



Model no.	AJ-116-300006-W
Solar Panel	1.8W 5.5V
Battery	3.7V 4000mAh Li



Solar Cameras



Model : AJ-209-JK-0101
Solar panel : 60W
Monitor : 200W pixel, 8mm focus
 WIFI/Network cable



Model : AJ-209- JK-0102
Solar panel : 60W
Monitor : 200W pixel, 8mm focus
 WIFI/Network cable/4G



Model : AJ-209- JK-0103
Solar panel : 60W
Monitor : 200W pixel, 2.7-13.5mm focus
 WIFI/Network cable



Model : AJ-209- JK-0104
Solar panel : 60W
Monitor : 200W pixel, 2.7-13.5mm focus
 WIFI/Network cable/4G



Model : AJ-209-JK-0204
Solar panel : 80W
Monitor : 200W pixel, 2.7-13.5mm focus
 WIFI/Network cable/4G



Model : AJ-209- JK-0203
Solar panel : 80W
Monitor : 200W pixel, 2.7-13.5mm focus
 WIFI/Network cable



DC Refrigerators



Voltage : 12-24 V DC
Temperature Range : 8°C to -16°C.
Power : 55 - 60 W



30, 45, 60 Liters



210 Liters



250 Liters



238 / 258 Liters

Electrical Distribution Boxes



AJ-200-HD-2



AJ-200-HD-1



AJ-200-HD-5



AJ-200-A16



Akhandjot Energy & Power Products (Pvt) Ltd.

Regd Office :

504, Shree Balaji Heights,
Off C.G. Road,
B/h. Tanishq Show Room,
Ahmedabad : 380 009. Gujarat, India.
T : +91 79 26447851 / 52 / 53

Factory Address :

97 to 136/181/182/183,
Shree Sharanya Ind. Estate, B/h. Sarvoday
Hotel, Moraiya, Changodar,
Ahmedabad : 382 213. Gujarat, India.
E : info@akhandjyot.com / sales@akhandjyot.com
W : www.akhandjyot.com



Akhandjot 'Eclat'

Akhandjot 'Eclat (Pvt) Ltd.

Regd Office :

103, First Floor, Shangrila Arcade,
Nr. Shyamal Cross Roads,
100 Ft. Road, Satellite, Ahmedabad : 380 015,
Gujarat, India. T : +91 79 2675 1128/29
E : info@akhandjyot.com ; W : www.akhandjyot.com



Eclat Energy & Infrastructure Solutions FZCO

Regd Office :

Building 2E 207,
Dubai Airport Free Zone (DAFZA),
Dubai, UAE.
E : info@eclatinfrastucture.ae
W : www.eclatinfrastucture.ae



Eclat Luminaires Electricals Trading LLC.

Office Address :

Flat # 0504, 5th Floor,
Al Owais Business Tower,
Al Sabkha, Deira,
Dubai, UAE
W : www.eclatluminaires.ae

Branch Office :

Shop # 3, Inside Al Arti Plaza,
Opp. Central Post Office,
Zabeel Road, Al Karama,
Dubai, UAE.
E : info@eclatluminaires.ae



Eclat Energy, Power & Infrastructure Solutions Ltd.

Regd Office :

Shop #6, 7 & 8, Plot #5106/7,
Off Lumumba Road,
Opp. FNB Finance Bank,
Lusaka, Zambia.
E : info@eclatinfrastucture.co.za
W : eclatinfrastucture.co.za